




SEATING CONCEPTS

400/500 SERIES

400 ENTERTAINER
450 ENVOY
500 DUET




BR 500 DUET



POINTE ORLANDO



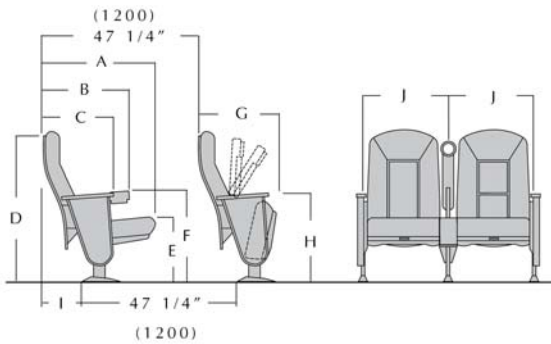
BH 400 ENTERTAINER



PACIFIC GASLAMP

400/500 SERIES

400 ENTERTAINER
450 ENVOY
500 DUET



Recommended row spacing 46" (1169 mm)
Minimum row spacing 38 1/2" (978 mm)

NOTE: Displayed dimensions based on 500 Series Model with fixed back configuration. For 400 and 450 Series Models, please contact Seating Concepts.

BACK PITCH

	30°		25°		20°	
	INCHES	MM	INCHES	MM	INCHES	MM
A	30"	762	28 1/2"	724	26 5/8"	676
B	25 1/4"	641	23 3/4"	603	21 7/8"	556
C	23"	584	21 1/2"	546	19 5/8"	498
D	39"	991	40"	1016	40 3/4"	1035
E	41"	1041	42"	1067	42 3/4"	1086
F	17 1/2"	441	17 1/2"	441	17 1/2"	441
G	23 7/8"	606	23 7/8"	606	23 7/8"	606
H	28"	711	26 1/2"	673	24 5/8"	625
I	23 3/8"	594	23 3/8"	594	23 3/8"	594
J	14"	356	12 1/2"	318	10 5/8"	270

CHAIR WIDTHS

	INCHES	MM	INCHES	MM	INCHES	MM
J	21"	533	22"	559	23"	584
	24"	610				

FEATURES AND BENEFITS



- Optional fully retractable center armrests (500 Series Models)
- Optional back and seat motion engineering (400 Series Models)
- NOTE: For Chair with both fully retractable center armrest and back/seat motion, please refer to model BP 900



BH



BR



BP

- Optional back stitch patterns for model series



- Injection molded outerback with textured surface for ease of cleaning and maintenance
- Cold molded contoured foam for superior comfort
- Industry exclusive four-inch foam crown on seat foam



- Counterbalance mechanism provides lifetime of quiet seat return
- Serpentine springs for superior comfort
- Vented pans allow cushion to breathe and extend life of foam



- Free miscellaneous overrun of spare parts for owner's attic stock purposes
- Five year warranty on seating product
- 1, 3 and 5 year warranty inspection reports provided